



A TRADITION OF QUALITY AND INNOVATION

Please contact OsteoMed Customer Service (800) 456.7779 to account for consignment inventory used and to have replacement inventory shipped.

Date of Surgery: _____
 Attending Surgeon: _____
 Circulating Nurse: _____

Your representative: _____
 Phone: _____

Patient Sticker

2.0/2.4mm Non-Locking Screws

2.0mm Standard Screws



PART NUMBER	LENGTH
<input type="checkbox"/> 202-2004	4mm
<input type="checkbox"/> 202-2005	5mm
<input type="checkbox"/> 202-2006	6mm
<input type="checkbox"/> 202-2008	8mm
<input type="checkbox"/> 202-2010	10mm
<input type="checkbox"/> 202-2012	12mm
<input type="checkbox"/> 202-2014	14mm
<input type="checkbox"/> 202-2016	16mm
<input type="checkbox"/> 202-2018	18mm
<input type="checkbox"/> 202-2020	20mm
<input type="checkbox"/> 202-2022	22mm

2.4mm Standard Screws



PART NUMBER	LENGTH
<input type="checkbox"/> 206-2404	4mm
<input type="checkbox"/> 206-2405	5mm
<input type="checkbox"/> 206-2406	6mm
<input type="checkbox"/> 206-2408	8mm
<input type="checkbox"/> 206-2410	10mm
<input type="checkbox"/> 206-2412	12mm
<input type="checkbox"/> 206-2414	14mm
<input type="checkbox"/> 206-2416	16mm
<input type="checkbox"/> 206-2418	18mm
<input type="checkbox"/> 206-2420	20mm
<input type="checkbox"/> 206-2422	22mm

2.0mm Auto-Drive® Screws



PART NUMBER	LENGTH
<input type="checkbox"/> 211-2004	4mm
<input type="checkbox"/> 211-2005	5mm
<input type="checkbox"/> 211-2006	6mm
<input type="checkbox"/> 211-2008	8mm

2.0 MMF Auto-Drive® Screws





PART NUMBER	LENGTH
<input type="checkbox"/> 209-2008	8mm
<input type="checkbox"/> 209-2011	11mm
<input type="checkbox"/> 209-2014	14mm

2.4 MMF Screws



PART NUMBER	LENGTH
<input type="checkbox"/> 207-2412	12mm
<input type="checkbox"/> 207-2414	14mm
<input type="checkbox"/> 207-2416	16mm
<input type="checkbox"/> 207-2418	18mm



2.0/2.4mm Angulated Locking Screws

2.0mm Angle Locking Screws



PART NUMBER	LENGTH
<input type="checkbox"/> 225-2004	4mm
<input type="checkbox"/> 225-2005	5mm
<input type="checkbox"/> 225-2006	6mm
<input type="checkbox"/> 225-2008	8mm
<input type="checkbox"/> 225-2010	10mm
<input type="checkbox"/> 225-2012	12mm
<input type="checkbox"/> 225-2014	14mm
<input type="checkbox"/> 225-2016	16mm
<input type="checkbox"/> 225-2018	18mm

2.4mm Angle Locking Screws



PART NUMBER	LENGTH
<input type="checkbox"/> 225-2406	6mm
<input type="checkbox"/> 225-2408	8mm
<input type="checkbox"/> 225-2410	10mm
<input type="checkbox"/> 225-2412	12mm
<input type="checkbox"/> 225-2414	14mm
<input type="checkbox"/> 225-2416	16mm
<input type="checkbox"/> 225-2418	18mm
<input type="checkbox"/> 225-2420	20mm
<input type="checkbox"/> 225-2422	22mm

2.3mm Angle Locking Safety Screws



PART NUMBER	LENGTH
<input type="checkbox"/> 225-2304	4mm
<input type="checkbox"/> 225-2305	5mm
<input type="checkbox"/> 225-2306	6mm
<input type="checkbox"/> 225-2308	8mm
<input type="checkbox"/> 225-2310	10mm
<input type="checkbox"/> 225-2312	12mm
<input type="checkbox"/> 225-2314	14mm
<input type="checkbox"/> 225-2316	16mm
<input type="checkbox"/> 225-2318	18mm

2.7mm Angle Locking Safety Screws



PART NUMBER	LENGTH
<input type="checkbox"/> 225-2706	6mm
<input type="checkbox"/> 225-2708	8mm
<input type="checkbox"/> 225-2710	10mm
<input type="checkbox"/> 225-2712	12mm
<input type="checkbox"/> 225-2714	14mm
<input type="checkbox"/> 225-2716	16mm
<input type="checkbox"/> 225-2718	18mm
<input type="checkbox"/> 225-2720	20mm
<input type="checkbox"/> 225-2722	22mm

2.0mm Angle Locking Auto-Drive® Screws



PART NUMBER	LENGTH
<input type="checkbox"/> 223-2005	5mm
<input type="checkbox"/> 223-2006	6mm
<input type="checkbox"/> 223-2008	8mm

2.4mm Angle Locking Auto-Drive® Screws



PART NUMBER	LENGTH
<input type="checkbox"/> 223-2406	6mm
<input type="checkbox"/> 223-2408	8mm



A TRADITION OF QUALITY AND INNOVATION

Please contact OsteoMed Customer Service (800) 456.7779 to account for consignment inventory used and to have replacement inventory shipped.

Date of Surgery: _____
 Attending Surgeon: _____
 Circulating Nurse: _____

Your representative: _____
 Phone: _____

Patient Sticker

2.0mm Angle Locking Fracture Plates



PART NUMBER	DESCRIPTION
<input type="checkbox"/> 214-2001	4 hole MD
<input type="checkbox"/> 214-2002	4 hole LG
<input type="checkbox"/> 214-2003	4 hole SH



PART NUMBER	DESCRIPTION
<input type="checkbox"/> 214-2007	9 hole Curved
<input type="checkbox"/> 214-2008	7 hole Curved
<input type="checkbox"/> 214-2010	5 hole Curved



PART NUMBER	DESCRIPTION
<input type="checkbox"/> 214-2011	6 hole BSSO SH
<input type="checkbox"/> 214-2012	6 hole BSSO MD



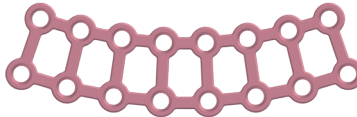
PART NUMBER	DESCRIPTION
<input type="checkbox"/> 214-2004	Comminution



PART NUMBER	DESCRIPTION
<input type="checkbox"/> 214-2017	2 x 2 Hole
<input type="checkbox"/> 214-2018	3 x 3 Hole



PART NUMBER	DESCRIPTION
<input type="checkbox"/> 214-2005	18 Hole Straight



PART NUMBER	DESCRIPTION
<input type="checkbox"/> 214-2013	2 x 4 Curved Strut
<input type="checkbox"/> 214-2014	2 x 8 Curved Strut



PART NUMBER	DESCRIPTION
<input type="checkbox"/> 214-2050	4 Hole Condyle Trauma
<input type="checkbox"/> 214-2051	5 Hole Condyle Trauma



PART NUMBER	DESCRIPTION
<input type="checkbox"/> 214-2006	4 Hole Straight
<input type="checkbox"/> 214-2009	6 Hole Straight

2.4mm Angle Locking Fracture Plates



PART NUMBER	DESCRIPTION
<input type="checkbox"/> 214-2401	4 hole 32mm
<input type="checkbox"/> 214-2402	4 hole 34mm
<input type="checkbox"/> 214-2403	4 hole 37mm



PART NUMBER	DESCRIPTION
<input type="checkbox"/> 214-2404	6 hole 47mm
<input type="checkbox"/> 214-2405	6 hole 49mm
<input type="checkbox"/> 214-2406	6 hole 52mm



PART NUMBER	DESCRIPTION
<input type="checkbox"/> 214-2407	8 hole 59mm



PART NUMBER	DESCRIPTION
<input type="checkbox"/> 214-2408	angle plate 2 x 2
<input type="checkbox"/> 214-2409	angle plate 3 x 3



PART NUMBER	DESCRIPTION
<input type="checkbox"/> 214-2410	comminuted plate

Drills and Drivers

PART NUMBER	DESCRIPTION
<input type="checkbox"/> 220-0452	2.0 Drill Guide
<input type="checkbox"/> 220-0453	2.4 Drill Guide
<input type="checkbox"/> 220-0003	1.6mm Pilot Drill, J-Latch
<input type="checkbox"/> 220-0004	1.6mm Pilot Drill, Long, J-Latch
<input type="checkbox"/> 220-0005	2.0mm Pilot Drill, J-Latch, 12mm
<input type="checkbox"/> 220-0006	2.0mm Pilot Drill, Long, J-Latch
<input type="checkbox"/> 220-0012	1.6mm Pilot Drill, 6mm Stop, J-Latch
<input type="checkbox"/> 220-0013	1.6mm Pilot Drill, 4mm Stop, J-Latch
<input type="checkbox"/> 220-0561	1.6mm Pilot Drill, Long, Mandible System, J-Latch
<input type="checkbox"/> 220-0251	MFx™ 1.6mm Rainbow Pilot Drill, Short Pointed Cannula, J-Latch
<input type="checkbox"/> 220-0252	MFx™ 2.0mm Rainbow Pilot Drill, Short Pointed Cannula, J-Latch

<input type="checkbox"/> 220-0255	MFx™ 1.6mm Rainbow Pilot Drill, Blunt Cannula, J-Latch
<input type="checkbox"/> 220-0256	MFx™ 2.0mm Rainbow Pilot Drill, Blunt Cannula, J-Latch
<input type="checkbox"/> 220-0560	2.0mm Pilot Drill, Long, Mandible System, J-Latch
<input type="checkbox"/> 220-0303	1.6mm Pilot Drill, OsteoPower™
<input type="checkbox"/> 220-0305	2.0mm Pilot Drill, OsteoPower™

